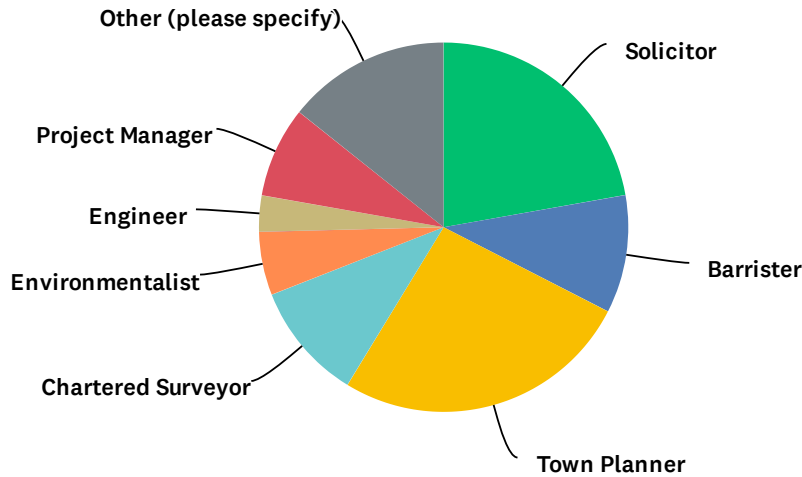


Q1 What is your primary profession or activity area in nationally significant infrastructure planning?

Answered: 126 Skipped: 0



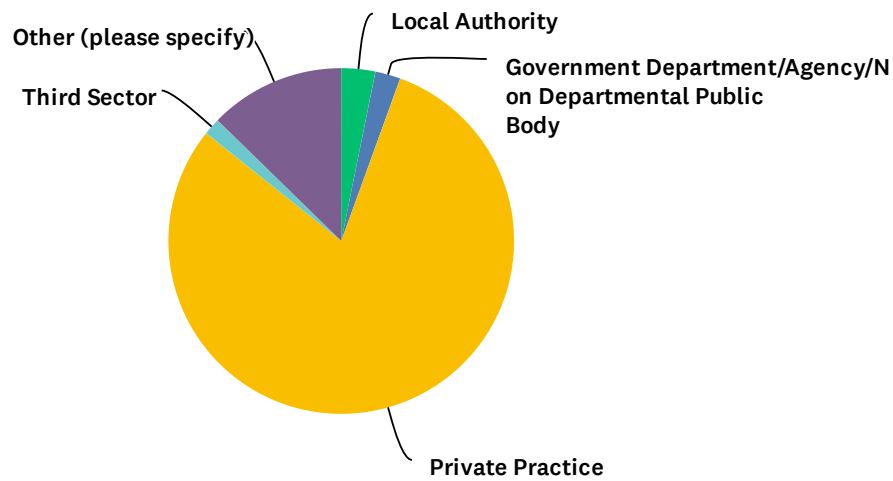
ANSWER CHOICES	RESPONSES	
Solicitor	22.22%	28
Barrister	10.32%	13
Town Planner	26.19%	33
Chartered Surveyor	10.32%	13
Environmentalism	5.56%	7
Architect	0.00%	0
Landscape Architect	0.00%	0
Engineer	3.17%	4
Project Manager	7.94%	10
Other (please specify)	14.29%	18
TOTAL		126

#	OTHER (PLEASE SPECIFY)
1	Public Affairs Manager
2	Engineering consultancy but Town Planner
3	Transport Planner
4	Communications
5	Land Referencer
6	Communications

7	Communications and consultation
8	Land Referencing
9	Development Director
10	Portfolio Manager
11	Consents Manager
12	Economist
13	Consultation and Engagement Specialist
14	Land referencing project manager
15	Environmental Manager
16	Senior Clerk at Barristers' Chambers
17	Why isn't a land referencer/land referencing professional listed?
18	Environmental Impact Assessor and Coordinator

Q2 What type of organisation do you work for or a member/volunteer for?

Answered: 126 Skipped: 0



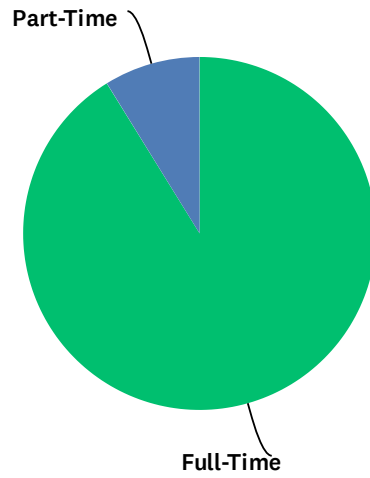
ANSWER CHOICES	RESPONSES
Local Authority	3.17% 4
Government Department/Agency/Non Departmental Public Body	2.38% 3
Private Practice	80.16% 101
Third Sector	1.59% 2
Academic Institution	0.00% 0
Other (please specify)	12.70% 16
TOTAL	126

#	OTHER (PLEASE SPECIFY)
1	Consultancy
2	Chambers
3	Developer
4	Engineering and Construction
5	self employed
6	Developer / Promoter
7	Private Nuclear Developer
8	Contractor for Statutory Undertaker
9	Self-employed barrister
10	Government owned company
11	Developer / Promoter
12	Engineering and Environmental Consultancy

13	Client
14	Energy developer
15	self employed
16	Infrastructure Development Consultancy

Q3 Do you work Full-Time or Part-Time?

Answered: 125 Skipped: 1



ANSWER CHOICES	RESPONSES	
Full-Time	91.20%	114
Part-Time	8.80%	11
TOTAL		125

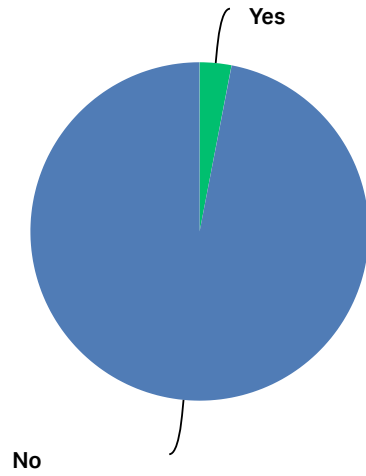
Q4 If you work part-time how many days do you work

Answered: 12 Skipped: 114

#	RESPONSES
1	5
2	freelance
3	30
4	4
5	1 to 3 days per week
6	20
7	4 days
8	4
9	3
10	5 days per month
11	4
12	4

Q5 If you work part-time do you job share

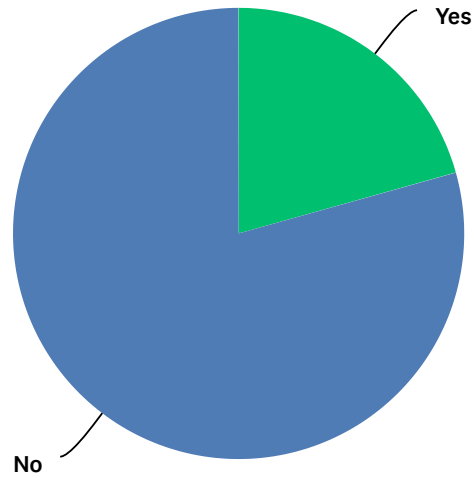
Answered: 33 Skipped: 93



ANSWER CHOICES	RESPONSES	
Yes	3.03%	1
No	96.97%	32
TOTAL		33

Q6 Are you Self Employed

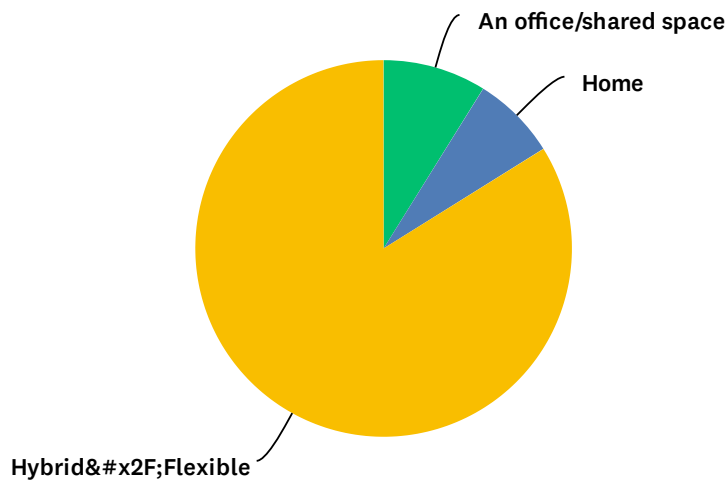
Answered: 121 Skipped: 5



ANSWER CHOICES	RESPONSES	
Yes	20.66%	25
No	79.34%	96
TOTAL		121

Q7 Where do you work from?

Answered: 124 Skipped: 2



ANSWER CHOICES	RESPONSES
An office/shared space	8.87% 11
Home	7.26% 9
Hybrid/Flexible	83.87% 104
TOTAL	124

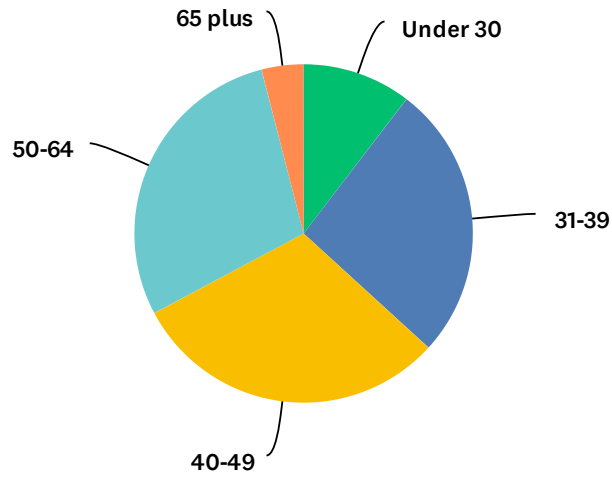
#	IF HYBRID/FLEXIBLE TYPICALLY HOW MANY DAYS PER WEEK ARE YOU HOME BASED?
1	2
2	2
3	3
4	2
5	3
6	3
7	2-3
8	1
9	2
10	3
11	2 or 4
12	3-4
13	1
14	3
15	3

16	1-2 days at home per week, remainder in the office
17	4+
18	2
19	4
20	3
21	2
22	3
23	2
24	in office an average of once a month
25	2-3 a week
26	2
27	3
28	3
29	2
30	3
31	3
32	c. 3 days per week
33	3 days
34	4
35	1-2
36	3
37	3
38	2
39	2-3 days per week
40	1
41	2 days
42	1.5
43	varies
44	2
45	1-2
46	1
47	3 out of 4
48	2
49	3
50	2
51	2-3
52	2
53	2

54	4
55	2
56	3 to 4 days in Chambers, in London, 1 to 2 at home
57	2 days office, 3 days home
58	2
59	2
60	3
61	Truly flexible given sometimes at Hearings, working in other offices etc.
62	3 -4 days
63	2/3
64	1-2
65	2-3
66	3
67	I try to be in office 3 days a week but vary which office
68	1
69	2
70	3/4
71	2
72	3 days home, 2 in office

Q8 What age group do you fall into?

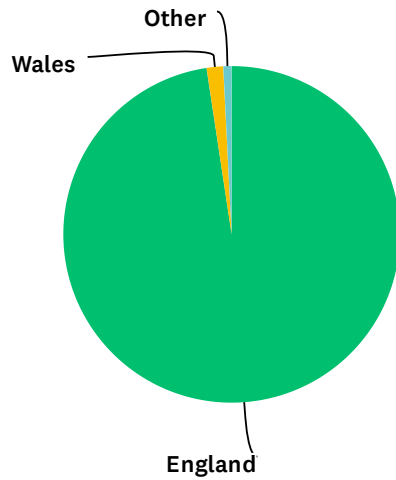
Answered: 125 Skipped: 1



ANSWER CHOICES	RESPONSES	
Under 30	10.40%	13
31-39	26.40%	33
40-49	30.40%	38
50-64	28.80%	36
65 plus	4.00%	5
Prefer not to say	0.00%	0
TOTAL		125

Q9 Where are you based, or do your primarily work?

Answered: 126 Skipped: 0



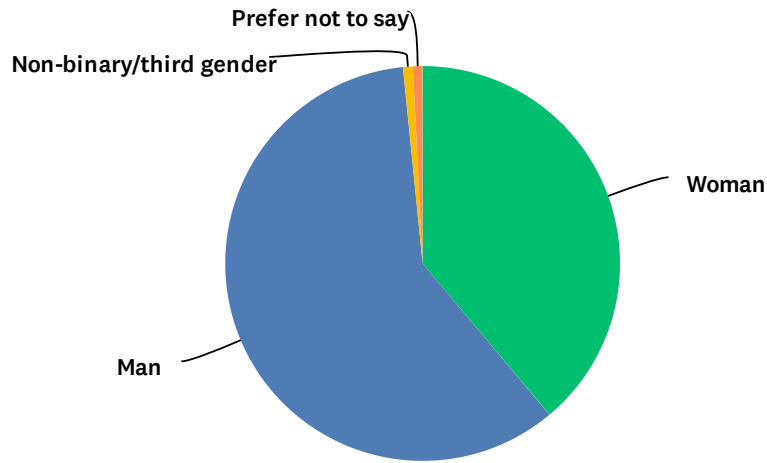
ANSWER CHOICES	RESPONSES	
England	97.62%	123
Scotland	0.00%	0
Wales	1.59%	2
Other	0.79%	1
TOTAL		126

#	OTHER (PLEASE STATE):
1	Surrey (SRY)
2	Norfolk
3	Partner
4	My office is in England, home work in Wales; projects in both.
5	East Sussex
6	East
7	North Yorkshire
8	London
9	uk
10	Hertfordshire
11	Somerset
12	Durham
13	England
14	Gloucestershire

15	MERSEYSIDE
16	selectedaddress
17	Suffolk
18	- Select State -
19	Choose County
20	West Yorkshire
21	west sussex
22	Wales and Midlands
23	LONDON
24	London
25	Bristol
26	England
27	Dorset
28	London
29	England
30	Middlesex
31	Select
32	London
33	West Midlands
34	North West
35	Yes

Q10 To which gender identity do you identify most?

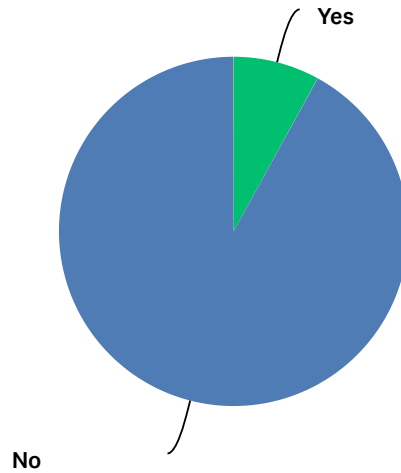
Answered: 126 Skipped: 0



ANSWER CHOICES	RESPONSES	
Woman	38.89%	49
Man	59.52%	75
Non-binary/third gender	0.79%	1
Prefer to self-describe	0.00%	0
Prefer not to say	0.79%	1
TOTAL		126

Q11 Do you have a disability or long-term physical or mental health condition?

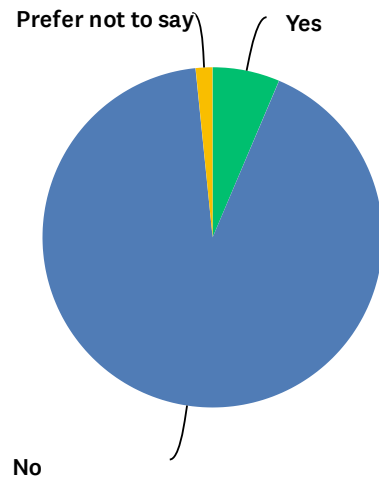
Answered: 125 Skipped: 1



ANSWER CHOICES	RESPONSES	
Yes	8.00%	10
No	92.00%	115
Prefer not to say	0.00%	0
TOTAL		125

Q12 Do you identify as neurodivergent?

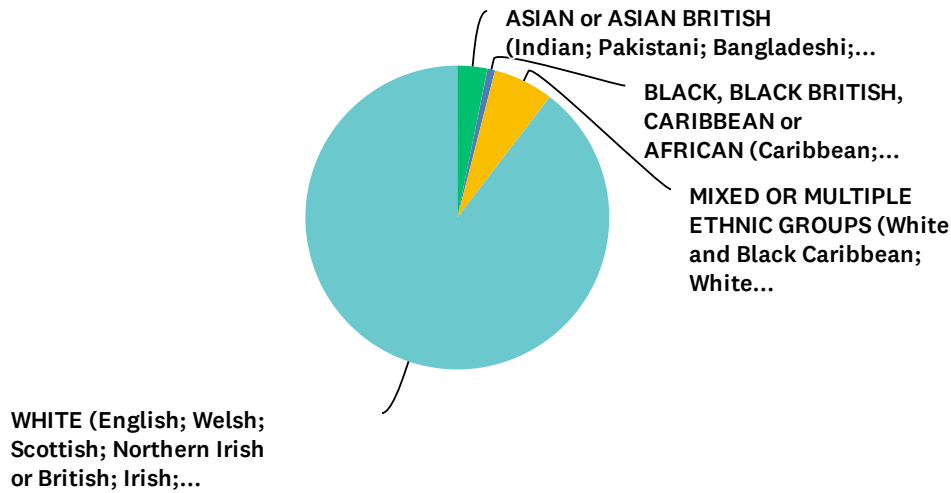
Answered: 125 Skipped: 1



ANSWER CHOICES	RESPONSES	
Yes	6.40%	8
No	92.00%	115
Prefer not to say	1.60%	2
TOTAL		125

Q13 What is your ethnic group?

Answered: 125 Skipped: 1



ANSWER CHOICES	RESPONSES	
ASIAN or ASIAN BRITISH (Indian; Pakistani; Bangladeshi; Chinese; Any other Asian background)	3.20%	4
BLACK, BLACK BRITISH, CARIBBEAN or AFRICAN (Caribbean; African; Any other Black, Black British, or Caribbean background)	0.80%	1
MIXED OR MULTIPLE ETHNIC GROUPS (White and Black Caribbean; White and Black African; White and Asian; Any other mixed or multiple ethnic background)	6.40%	8
WHITE (English; Welsh; Scottish; Northern Irish or British; Irish; Gypsy or Irish Traveller; Roma; Any other white background)	89.60%	112
OTHER ETHNIC GROUP (Arab; any other ethnic group)	0.00%	0
TOTAL		125

Q14 Do you consider your sexuality/gender identity to be:

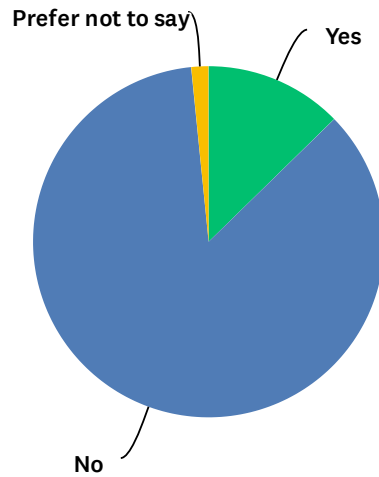
Answered: 125 Skipped: 1



ANSWER CHOICES	RESPONSES	
Bisexual	6.40%	8
Gay or lesbian	4.00%	5
Heterosexual/straight	84.80%	106
Transgender	0.00%	0
Prefer to self-describe	0.80%	1
Prefer not to say	4.00%	5
TOTAL		125

Q15 Were you eligible for free school meals at any point during your school years?

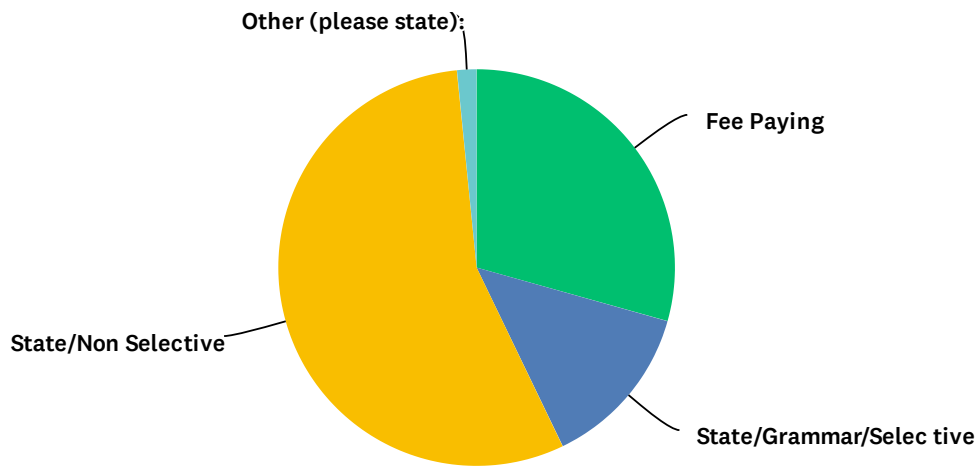
Answered: 126 Skipped: 0



ANSWER CHOICES	RESPONSES	
Yes	12.70%	16
No	85.71%	108
Prefer not to say	1.59%	2
TOTAL		126

Q16 Which school(s) did you mostly attend:

Answered: 126 Skipped: 0

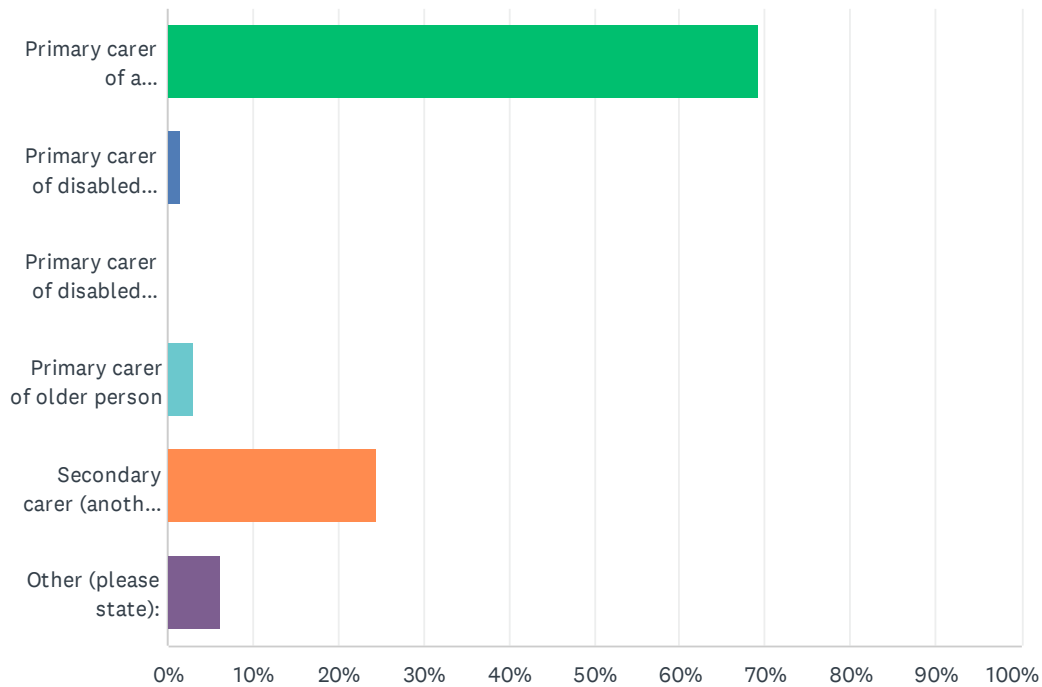


ANSWER CHOICES	RESPONSES	
Fee Paying	29.37%	37
State/Grammar/Selective	13.49%	17
State/Non Selective	55.56%	70
Other (please state):	1.59%	2
TOTAL		126

#	OTHER (PLEASE STATE):
1	Overseas
2	Public School (outside UK).

Q17 Do you have caring responsibilities? (If yes, please tick all that apply)

Answered: 65 Skipped: 61



ANSWER CHOICES	RESPONSES	
Primary carer of a child/children (under 18)	69.23%	45
Primary carer of disabled child/children	1.54%	1
Primary carer of disabled adult (18 and over)	0.00%	0
Primary carer of older person	3.08%	2
Secondary carer (another person carries out the main caring role)	24.62%	16
Other (please state):	6.15%	4
Total Respondents: 65		

#	OTHER (PLEASE STATE):
1	non
2	None
3	Divorced with shared care of children
4	Though not a career I help to support unwell family members.